



Submitted

HEER Recipient Reporting Data Collection - Year Two

Submitted: martins@grayson.edu - 7/14/2022, 12:19:58 PM

Page 19 - Review

General Information

Institutions must provide complete answers to each question. However, for the second annual report covering January 1, 2021-December 31, 2021, institutions have the option of taking more time to submit answers to questions marked with a clock symbol 🕒. Institutions can submit answers to questions marked with a clock symbol 🕒 in early 2022 as part of the second annual report (in alignment with the table above) OR in early 2023 as part of the third annual reporting process. Starting with the third annual report, institutions must provide answers to all questions including those marked with a clock symbol 🕒 per the reporting schedule in the table above.

1) Institutional Identifiers and Contact Information:

a)	Institution Name GRAYSON COUNTY JUNIOR COLLEGE DISTRICT	DUNS # 068971720	HEER (SAM)
----	--	---------------------	------------

b) Identify the applicable OPEID(s) for this annual report:
OPEID
00357000

c) Identify the applicable IPEDS unitid(s) for this annual report:
Unitid
225070

d) For this annual report, please report on these HEERF grant PR/Award Numbers:

PR/Award Number (Program) / Award Amount P425E203715 (Student Aid) / \$6,542,837
PR/Award Number (Program) / Award Amount P425F202412 (Institutional Portion) / \$8,680,778
PR/Award Number (Program) / Award Amount P425M200810 (Strengthening Institutions Program) / \$666,354

2) Did you expend all of your HEERF I, II, & III funds available prior to the end of the reporting period, making this your final annual report?

Yes

No

Institutions that expended all of their HEERF funds in calendar year 2021 may need to finalize their calendar year 2021 reporting in early 2023 if they choose to delay reporting on the questions labeled with a clock symbol until the early 2023 reporting timeframe.

Websites

3) Reporting on institution websites:

a) HEERF quarterly reporting webpage URL:

Quarterly Reporting URL

<https://grayson.edu/FinancialAid/Financial%20Aid%20COVID-191/required-reporting.html>

b) Student Portion Reporting: Provide all active website URLs posted by your campus, or by the institution on behalf of your campus(es), as required by the public posting requirement from the May 13, 2021 notice in the Federal Register for the student portion including any active URLs that provide archived information.

Student Portion URL

<https://grayson.edu/FinancialAid/Financial%20Aid%20COVID-191/required-reporting.html>

Student Portion URL

<https://grayson.edu/FinancialAid/Financial%20Aid%20COVID-191/index.html>

Student Portion URL

<https://grayson.edu/FinancialAid/Financial%20Aid%20COVID-191/FAQ.html>

Student Portion URL

<https://grayson.edu/campus-life/campus-police/Coronavirus%20Info/index.html>

See <https://www.federalregister.gov/d/2021-10196>.

c) Institutional Portion, (a)(1), (a)(2), and (a)(3) reporting: Provide all active website URLs posted by your campus, or by the institution on behalf of your campus(es), as required by the Quarterly Public Reporting Form for (HEERF I, II, III) (a)(1), (a)(2), and (a)(3) Institutional Portion including any active URLs that provide archived information.

Institutional Portion URL

<https://grayson.edu/campus-life/campus-police/Coronavirus%20Info/index.html>

Institutional Portion URL

<https://grayson.edu/campus-life/campus-police/Coronavirus%20Info/covid-19-response-plan/index.html>

Institutional Portion URL

<https://grayson.edu/FinancialAid/Financial%20Aid%20COVID-191/index.html>

Institutional Portion URL

<https://grayson.edu/FinancialAid/Financial%20Aid%20COVID-191/required-reporting.html>

See <https://www2.ed.gov/about/offices/list/ope/heerfreporting.html>.

How Aid Helped



4) How has HEERF helped your institution and your students?

- a) HEERF enabled my institution to continue offering planned programs (i.e., programs of study listed in our course catalog) that were at risk of discontinuation due to pandemic-related factors

Strongly disagree	Disagree	Neutral	Agree	Strongly agree	N/A	Unable to Determine
-------------------	----------	---------	-------	----------------	-----	---------------------

- b) HEERF enabled my institution to keep student net prices similar to pre-pandemic levels

Strongly disagree	Disagree	Neutral	Agree	Strongly agree	N/A	Unable to Determine
-------------------	----------	---------	-------	----------------	-----	---------------------

Net price refers to costs covered by students and their families and is calculated by adding tuition, fees, books, supplies, and living costs and subtracting grant and/or scholarship aid (e.g., Pell grants, school-based grants, merit scholarships)

- c) HEERF enabled my institution to keep students enrolled by providing them with electronic devices and Internet access

Strongly disagree	Disagree	Neutral	Agree	Strongly agree	N/A	Unable to Determine
-------------------	----------	---------	-------	----------------	-----	---------------------

- d) HEERF enabled my institution to keep students enrolled who were at risk of dropping out due to pandemic-related factors by providing direct financial support to students

Strongly disagree	Disagree	Neutral	Agree	Strongly agree	N/A	Unable to Determine
-------------------	----------	---------	-------	----------------	-----	---------------------

- e) HEERF enabled my institution to keep faculty, staff, employees, and contractors at full salary levels who were at risk of unemployment due to pandemic-related factors

Strongly disagree	Disagree	Neutral	Agree	Strongly agree	N/A	Unable to Determine
-------------------	----------	---------	-------	----------------	-----	---------------------

- f) HEERF enabled my institution to purchase COVID tests, health screening, and the healthcare needed to help students and faculty

Strongly disagree	Disagree	Neutral	Agree	Strongly agree	N/A	Unable to Determine
-------------------	----------	---------	-------	----------------	-----	---------------------

Aid Determination



5) How did your institution determine which students received emergency financial aid grants to students and how much each student would receive? Please indicate if any of the following strategies were used at least once during the reporting period

a) Did you ask students to apply for funds?

Yes No

b) Did you use any institutional administrative data (pre-existing data that did not come from a HEERF-specific application form) in determining the amount of funds awarded to students?

Yes No

i) Which of these student factors did you prioritize in the grant determination process?

1) Enrollment intensity (i.e., full-time/part-time status, number of credits the student is taking, etc.)

Yes No

2) Location (i.e., branch campus)

Yes No

3) Pell Grant eligibility

Yes No

4) FAFSA data elements

Yes No

5) On-campus/distance education status

Yes No

6) On-campus/off-campus living arrangements

Yes No

7) Academic level

Yes No

8) Other

Yes No

If yes, please specify

Specify
ISIR received

c) Did your institution use a specific methodology to calculate award amounts that is captured in a flowchart, set of equations, a formula, or other documentation?

Yes No

Aid Distribution

6) How did your institution distribute the emergency financial aid grants to students?

a) Checks

Yes No

b) Electronic funds transfer /Direct deposit

Yes No

c) Debit cards

Yes No

d) Payment apps

Yes No

e) Other

Yes No

Emergency Grants - Guidance

7) Did your institution provide any instructions, directions, or guidance to students (e.g., FAQs) about the emergency financial aid grants upon disbursement?

Yes No

Upload PDF/MS Word document instructions, directions, or guidance. Include screenshots of relevant websites

The grantee has uploaded 1 file(s) in response to this question.

File Name

Size

Last Modified

heerf funds disbursement notification.pdf

96.2 KB

4/15/2022, 1:23:10 PM

Emergency Grants - Counts, Student, and Institution Funds



8) What percentage of students received emergency grants and how much did students receive in emergency grants by fund type and student type?

Note: In early 2022, for the second annual report covering January 1, 2021-December 31, 2021, institutions have the option of taking more time to submit answers to questions marked with a clock symbol 🕒.

Institutions can submit answers to questions marked with a clock symbol 🕒 in early 2022 as part of the second annual report (in alignment with the reporting schedule at the beginning of this data collection form) OR in early 2023 along with reporting the third annual report

a) Complete the following table:

When IPEDS definitions apply (categories labeled with “IPEDS categories”) in the form), use the same category for each student that is used to report to IPEDS. For the second and third annual HEERF reports (reporting on calendar years 2021 and 2022 in early 2022 and early 2023 respectively), if a student is not reported to IPEDS, for example because they are not enrolled for credit in courses that could lead to an award, then report that student under “Students not categorized in IPEDS.” In the fourth, and fifth annual HEERF reports “Students not categorized in IPEDS” will no longer be an option in the form and institutions will need to track all of their students (regardless of if they would be included in IPEDS enrollment counts) and categorize them using the IPEDS classification methodology

Emergency Financial Aid Grants Awarded to Students: Report only disbursements related to Emergency Financial Aid Grants including using those grants to satisfy outstanding accounts. Any disbursements unrelated to Emergency Financial Aid Grants should not be included in the reported expenditures

	Undergraduate ₆ full-time ₇ Pell grant recipients ₈	Undergraduate ₆ full-time ₇ Non- Pell grant recipients ₉	Undergraduate ₆ part-time Pell grant recipients	Undergraduate ₆ part-time Non- Pell grant recipients	Graduate full-time recipients	Graduate part-time recipients	Total
Number of Students How many students were enrolled? (unduplicated count for the reporting period)	Number 1,223	Number 1,178	Number 703	Number 2,738	Number 0	Number 0	Total 5,842
Number of HEERF Student Recipients - Emergency Grants to Students (unduplicated) How many students received HEERF emergency financial aid grants? (unduplicated across all HEERF sections)	Number 1,120	Number 585	Number 495	Number 483	Number 0	Number 0	Total 2,683
HEERF (a)(1) Student Aid Portion Amount Disbursed What was the amount disbursed directly to students as Emergency Financial Aid Grants?	Amount \$ 1,370,036	Amount \$ 545,111	Amount \$ 521,390	Amount \$ 365,440	Amount \$ 0	Amount \$ 0	Total \$ 2,801,977

	Undergraduate ⁶ full-time ⁷ Pell grant recipients ⁸	Undergraduate ⁶ full-time ⁷ Non- Pell grant recipients ⁹	Undergraduate ⁶ part-time Pell grant recipients	Undergraduate ⁶ part-time Non- Pell grant recipients	Graduate full-time recipients	Graduate part-time recipients	Total
<p>HEERF (a)(1) Student Aid Portion Amount Disbursed</p> <p>What was the amount of Emergency Financial Aid Grants applied to satisfy student's outstanding account balance upon receiving affirmative written consent from students to do so?</p> <p><i>If funds were not used for this purpose, report \$0. Include only amounts that benefited students who directly received Emergency Financial Aid Grants.</i></p>	Amount \$0	Amount \$0	Amount \$0	Amount \$0	Amount \$0	Amount \$0	Total \$0.00
<p>HEERF (a)(1) Institutional Portion Amount Disbursed</p> <p>What was the amount disbursed directly to students as Emergency Financial Aid Grants?</p>	Amount \$0	Amount \$0	Amount \$0	Amount \$0	Amount \$0	Amount \$0	Total \$0.00
<p>HEERF (a)(1) Institutional Portion Amount Disbursed</p> <p>What was the amount of Emergency Financial Aid Grants applied to satisfy student's outstanding account balances?</p> <p><i>If funds were not used for this purpose, report \$0. Include only amounts that benefited students who directly received Emergency Financial Aid Grants.</i></p>	Amount \$0	Amount \$0	Amount \$0	Amount \$0	Amount \$0	Amount \$0	Total \$0.00

⁶For students in both undergraduate and graduate categories, classify as a graduate student.

⁷For students who had multiple enrollment intensities, classify as full-time.

⁸Designate the student as a Pell grant recipient if the student was a Pell grant recipient at any time within the applicable reporting period.

⁹Includes non-FAFSA filers.

Emergency Grants - (a)(2), (a)(3), and (a)(4) Funds

8) **What percentage of students received emergency grants and how much did students receive in emergency grants by fund type and student type?**

Note: In early 2022, for the second annual report covering January 1, 2021-December 31, 2021, institutions have the option of taking more time to submit answers to questions marked with a clock symbol 🕒.

Institutions can submit answers to questions marked with a clock symbol 🕒 in early 2022 as part of the second annual report (in alignment with the reporting schedule at the beginning of this data collection form) OR in early 2023 along with reporting the third annual report

a) **Complete the following table:**

When IPEDS definitions apply (categories labeled with "(IPEDS categories)" in the form), use the same category for each student that is used to report to IPEDS. For the second and third annual HEERF reports (reporting on calendar years 2021 and 2022 in early 2022 and early 2023 respectively), if a student is not reported to IPEDS, for example because they are not enrolled for credit in courses that could lead to an award, then report that student under "Students not categorized in IPEDS." In the fourth, and fifth annual HEERF reports "Students not categorized in IPEDS" will no longer be an option in the form and institutions will need to track all of their students (regardless of if they would be included in IPEDS enrollment counts) and categorize them using the IPEDS classification methodology

Emergency Financial Aid Grants Awarded to Students: Report only disbursements related to Emergency Financial Aid Grants including using those grants to satisfy outstanding accounts. Any disbursements unrelated to Emergency Financial Aid Grants should not be included in the reported expenditures

	Undergraduate ₆ full-time ₇ Pell grant recipients ₈	Undergraduate ₆ full-time ₇ Non- Pell grant recipients ₉	Undergraduate ₆ part-time Pell grant recipients	Undergraduate ₆ part-time Non- Pell grant recipients	Graduate full-time recipients	Graduate part-time recipients	Total
HEERF (a)(2) Amount Disbursed (HBCUs, TCCUs, MSIs, and SIP) What was the amount disbursed directly to students as Emergency Financial Aid Grants? <i>If funds were not used for this purpose, report \$0.</i>	Amount \$0.....	Amount \$0.....	Amount \$0.....	Amount \$0.....	Amount \$0.....	Amount \$0.....	Total \$0.00.....

	Undergraduate ⁶ full-time ⁷ Pell grant recipients ⁸	Undergraduate ⁶ full-time ⁷ Non- Pell grant recipients ⁹	Undergraduate ⁶ part-time Pell grant recipients	Undergraduate ⁶ part-time Non- Pell grant recipients	Graduate full-time recipients	Graduate part-time recipients	Total
HEERF (a)(2) Amount Disbursed (HBCUs, TCCUs, MSIs, and SIP) What was the amount of Emergency Financial Aid Grants applied to satisfy student's outstanding account balances? <i>If funds were not used for this purpose, report \$0. Include only amounts that benefited students who directly received Emergency Financial Aid Grants.</i>	Amount \$0	Amount \$0	Amount \$0	Amount \$0	Amount \$0	Amount \$0	Total \$0.00

⁶For students in both undergraduate and graduate categories, classify as a graduate student.

⁷For students who had multiple enrollment intensities, classify as full-time.

⁸Designate the student as a Pell grant recipient if the student was a Pell grant recipient at any time within the applicable reporting period.

⁹Includes non-FAFSA filers.

Emergency Grants - Min/Max, Calculated Totals, and Averages

8) What percentage of students received emergency grants and how much did students receive in emergency grants by fund type and student type?

Note: In early 2022, for the second annual report covering January 1, 2021-December 31, 2021, institutions have the option of taking more time to submit answers to questions marked with a clock symbol ⌚.

Institutions can submit answers to questions marked with a clock symbol ⌚ in early 2022 as part of the second annual report (in alignment with the reporting schedule at the beginning of this data collection form) OR in early 2023 along with reporting the third annual report

a) Complete the following table:

When IPEDS definitions apply (categories labeled with "(IPEDS categories)" in the form), use the same category for each student that is used to report to IPEDS. For the second and third annual HEERF reports (reporting on calendar years 2021 and 2022 in early 2022 and early 2023 respectively), if a student is not reported to IPEDS, for example because they are not enrolled for credit in courses that could lead to an award, then report that student under "Students not categorized in IPEDS." In the third, fourth, and fifth annual HEERF reports "Students not categorized in IPEDS" will no longer be an option in the form and institutions will need to track all of their students (regardless of if they would be included in IPEDS enrollment counts) and categorize them using the IPEDS classification methodology

Emergency Financial Aid Grants Awarded to Students: Report only disbursements related to Emergency Financial Aid Grants including using those grants to satisfy outstanding accounts. Any disbursements unrelated to Emergency Financial Aid Grants should not be included in the reported expenditures

	Undergraduate ⁶ full-time ⁷ Pell grant recipients ⁸	Undergraduate ⁶ full-time ⁷ Non- Pell grant recipients ⁹	Undergraduate ⁶ part-time Pell grant recipients	Undergraduate ⁶ part-time Non- Pell grant recipients	Graduate full-time recipients	Graduate part-time recipients	Total
Minimum and maximum award Minimum (non-zero amount) combined (combined across HEERF funds) amount awarded to any one student who received any HEERF funds.	Amount \$ 400	Amount \$ 400	Amount \$ 400	Amount \$ 400	Amount \$ 0	Amount \$ 0	Overall Mi... \$400.00
Minimum and maximum award Maximum combined (combined across HEERF funds) amount awarded to any one student who received any HEERF funds.	Amount \$ 3,711	Amount \$ 2,711	Amount \$ 3,283	Amount \$ 2,856	Amount \$ 0	Amount \$ 0	Overall Ma... \$3,711.00
HEERF Amount of Grants Disbursed What was the amount of grants disbursed to students through all HEERF funds?	Amount \$1,370,036.00	Amount \$545,111.00	Amount \$521,390.00	Amount \$365,440.00	Amount \$0.00	Amount \$0.00	Total \$2,801,97
Average HEERF Amount Awarded Among students who received HEERF emergency financial aid grants, what was the average award amount per student?	Amount \$1,223.25	Amount \$931.81	Amount \$1,053.31	Amount \$756.60	Amount	Amount	Total \$1,044.34

⁶For students in both undergraduate and graduate categories, classify as a graduate student.

⁷For students who had multiple enrollment intensities, classify as full-time.

⁸Designate the student as a Pell grant recipient if the student was a Pell grant recipient at any time within the applicable reporting period.

⁹Includes non-FAFSA filers.

8) **What percentage of students received emergency grants and how much did students receive in emergency grants by fund type and student type?**

Note: In early 2022, for the second annual report covering January 1, 2021-December 31, 2021, institutions have the option of taking more time to submit answers to questions marked with a clock symbol ⌚.

Institutions can submit answers to questions marked with a clock symbol ⌚ in early 2022 as part of the second annual report (in alignment with the reporting schedule at the beginning of this data collection form) OR in early 2023 along with reporting the third annual report

b) ⌚ **Among the students enrolled in your institution, how many were NOT Title IV eligible throughout their enrollment during the reporting period?**

Enrolled Students Not Eligible

Based on the Department's Final Regulations issued on May 14, 2021 (86 FR 26608, available at <https://www.federalregister.gov/d/2021-10190>), students are not required to be eligible for Title IV student financial aid in order to receive HEERF emergency financial aid grants. Title IV eligibility for this question is based on the number of students for whom the institution has received an Institutional Student Information Record (ISIR) plus the number of students who completed any alternative form developed by the institution. In reporting these data, students should be classified as Title IV eligible if they were determined to be Title IV eligible at any point during the reporting period.

i) ⌚ **The percentage of students enrolled in your institution who were NOT Title IV eligible throughout their enrollment during the reporting period**

is

Percentage of Enrolled Students Not Eligible

0.00%

c) ⌚ **Among students who received emergency financial aid grants, how many were NOT Title IV eligible throughout their enrollment during the reporting period?**

Students Not Eligible Who Received Grants

i) ⌚ **The percentage of students who received emergency financial aid grants who were not Title IV eligible throughout their enrollment during the reporting period is**

Percentage of Students Not Eligible Who Received Grants

0.00%

Emergency Grants - Race/Ethnicity




8) **What percentage of students received emergency grants and how much did students receive in emergency grants by fund type and student type?**

Note: In early 2022, for the second annual report covering January 1, 2021-December 31, 2021, institutions have the option of taking more time to submit answers to questions marked with a clock symbol ⌚.

Institutions can submit answers to questions marked with a clock symbol ⌚ in early 2022 as part of the second annual report (in alignment with the reporting schedule at the beginning of this data collection form) OR in early 2023 along with reporting the third annual report

d) ⌚ **What number of students were enrolled, what number received emergency grants, and how much grant aid did the students receive by IPEDS race/ethnicity categories?**



d) What number of students were enrolled, what number received emergency financial aid grants, and how much grant aid did the students receive by IPEDS race/ethnicity categories? Race/Ethnicity (IPEDS categories)	Enrolled student count (unduplicated)	Number of students who received at least one Emergency Financial Aid Grant (unduplicated)	What was the total amount of Emergency Financial Aid Grants disbursed to students through all HEERF funds?	Average HEERF Amount Awarded
Race/Ethnicity (IPEDS categories)	Enrolled student count (unduplicated)	Number of students who received at least one Emergency Financial Aid Grant (unduplicated)	What was the total amount of Emergency Financial Aid Grants disbursed to students through all HEERF funds?	Average HEERF Amount Awarded
American Indian or Alaska Native	Count 264	Number 118	Amount \$ 120,756	Amount \$1,023.36
Asian	Count 129	Number 49	Amount \$ 58,711	Amount \$1,198.18
Black or African American	Count 509	Number 348	Amount \$ 349,922	Amount \$1,005.52
Hispanic/Latino	Count 908	Number 372	Amount \$ 412,081	Amount \$1,107.74
Native Hawaiian or Other Pacific Islander	Count 17	Number 4	Amount \$ 4,000	Amount \$1,000.00
White	Count 3,955	Number 1,551	Amount \$ 1,663,607	Amount \$1,072.60
Two or more races	Count 0	Number 0	Amount \$ 0	Amount
Race/ethnicity unknown	Count 38	Number 16	Amount \$ 15,400	Amount \$962.50
Nonresident alien	Count 22	Number 1	Amount \$ 1,000	Amount \$1,000.00


d)  What number of students were enrolled, what number received emergency grants, and how much grant aid did the students receive by IPEDS race/ethnicity categories?

Race/Ethnicity (IPEDS categories)	Enrolled student count (unduplicated)	Number of students who received at least one Emergency Financial Aid Grant (unduplicated)	What was the total amount of Emergency Financial Aid Grants disbursed to students through all HEERF funds?	Average HEERF Amount Awarded
Students not categorized in IPEDS	Count 0	Number 0	Amount \$ 0	Amount


Emergency Grants – Gender and Age

8) What percentage of students received emergency grants and how much did students receive in emergency grants by fund type and student type?


Note: In early 2022, for the second annual report covering January 1, 2021-December 31, 2021, institutions have the option of taking more time to submit answers to questions marked with a clock symbol . Institutions can submit answers to questions marked with a clock symbol  in early 2022 as part of the second annual report (in alignment with the reporting schedule at the beginning of this data collection form) OR in early 2023 along with reporting the third annual report

e)  What number of students were enrolled, what number received emergency grants, and how much grant aid did the students receive by IPEDS gender categories?

Gender/Age (IPEDS categories)	Enrolled student count (unduplicated)	Number of students who received at least one Emergency Financial Aid Grant (unduplicated)	What was the total amount of grants disbursed to students through all HEERF funds?	Average HEERF Amount Awarded
Men	Count 2,210	Number 769	Amount \$ 784,885	Amount \$1,020.66
Women	Count 3,614	Number 1,706	Amount \$ 1,834,592	Amount \$1,075.38

e)  What number of students were enrolled, what number received emergency grants, and how much grant aid did the students receive by IPEDS gender categories?

Gender/Age (IPEDS categories)	Enrolled student count (unduplicated)	Number of students who received at least one Emergency Financial Aid Grant (unduplicated)	What was the total amount of grants disbursed to students through all HEERF funds?	Average HEERF Amount Awarded
Students not categorized in IPEDS	Count 18	Number 6	Amount \$ 6,000	Amount \$1,000.00

f)  What number of students were enrolled, what number received emergency grants and how much grant aid did the students receive by IPEDS age categories?

Institutions should follow IPEDS Fall enrollment guidelines (<https://nces.ed.gov/ipeds/use-the-data/survey-components/8/fall-enrollment>) for when to capture a student's age. For example, institutions operating on a traditional academic year calendar (semester, trimester, quarter, or 4-1-4) report Fall enrollment as of the institution's official fall reporting date or October 15. Institutions operating on a calendar that differs by program or that enrolls students on a continuous basis (referred to as program reporters) report Fall enrollment as students enrolled any time during the period August 1 and October 31.

Ages 25 and older	Count 1,612	Number 1,052	Amount \$ 1,158,719	Amount \$1,101.44
Ages 24 and younger	Count 4,230	Number 1,406	Amount \$ 1,466,758	Amount \$1,043.21
Age not available in administrative records (e.g., IPEDS, FAFSA, etc.)	Count 0	Number 0	Amount \$ 0	Amount

Institutional Expenditures

9) Institutional expenditures

a) Has your institution designated HEERF program funds for a specific purpose or budget objective in future calendar years (for example, operation and maintenance of plant, academic programs, residential programs, future institutional aid)?

Yes No

2) If yes, provide the amount designated for a specific purpose or budget objective by calendar year and HEERF program fund

(a)(1) Institutional Portion

Calendar year 2022

\$ 3,391,455

Calendar year 2023

\$ 1,223,956

(a)(2) HBCUs, TCCUs, MSIs, SIP

Calendar year 2022

\$ 407,343

Calendar year 2023

\$ 254,589

(a)(3) FIPSE and SAIHE

Calendar year 2022

\$ 0

Calendar year 2023

\$ 0

b) Provide the total amount of HEERF funds expended during the reporting period on each of the following categories:

Providing additional Emergency Financial Aid Grants to students.

Amount in (a)(1) institutional dollars

\$0.00

Amount in (a)(2) dollars, if applicable

\$0.00

Amount in (a)(3) dollars, if applicable

\$0.00

Explanatory Notes

Using Emergency Financial Aid Grants to cover student outstanding account balances for costs such as debt forgiveness, room, board, tuition, or fees.

Amount in (a)(1) institutional dollars

\$0.00

Amount in (a)(2) dollars, if applicable

\$0.00

Amount in (a)(3) dollars, if applicable

\$0.00

Explanatory Notes

Indirect cost recovery/facilities and administrative costs charged on the grants.

Amount in (a)(1) institutional dollars

\$ 115,381

Amount in (a)(2) dollars, if applicable

\$ 0

Amount in (a)(3) dollars, if applicable

\$ 0

Explanatory Notes

Covering the cost of providing additional technology hardware to students, such as laptops or tablets, or covering the added cost of technology fees.

Amount in (a)(1) institutional dollars
\$ 33,989

Amount in (a)(2) dollars, if applicable
\$ 0

Amount in (a)(3) dollars, if applicable
\$ 0

Explanatory Notes

Providing or subsidizing the costs of high-speed internet to students or faculty to transition to an online environment.

Amount in (a)(1) institutional dollars
\$ 57,226

Amount in (a)(2) dollars, if applicable
\$ 0

Amount in (a)(3) dollars, if applicable
\$ 0

Explanatory Notes

Subsidizing off-campus housing costs due to dormitory closures or decisions to limit housing to one student per room; subsidizing housing costs to reduce housing density; paying for hotels or other off-campus housing for students who need to be isolated; paying travel expenses for students who need to leave campus early due to coronavirus infections or campus interruptions.

Amount in (a)(1) institutional dollars
\$ 36

Amount in (a)(2) dollars, if applicable
\$ 0

Amount in (a)(3) dollars, if applicable
\$ 0

Explanatory Notes

Subsidizing food service to reduce density in eating facilities, to provide pre-packaged meals, or to add hours to food service operations to accommodate social distancing.

Amount in (a)(1) institutional dollars
\$ 0

Amount in (a)(2) dollars, if applicable
\$ 0

Amount in (a)(3) dollars, if applicable
\$ 0

Explanatory Notes

Costs related to operating additional class sections to enable social distancing, such as those for hiring more instructors and increasing campus hours of operations.

Amount in (a)(1) institutional dollars

\$ 92

Amount in (a)(2) dollars, if applicable

\$ 0

Amount in (a)(3) dollars, if applicable

\$ 0

Explanatory Notes

Campus safety and operations.

Including costs or expenses related to the disinfecting and cleaning of dorms and other campus facilities, purchases of personal protective equipment (PPE), purchases of cleaning supplies, adding personnel to increase the frequency of cleaning, the reconfiguration of facilities to promote social distancing, etc.

Amount in (a)(1) institutional dollars

\$ 395,679

Amount in (a)(2) dollars, if applicable

\$ 0

Amount in (a)(3) dollars, if applicable

\$ 0

Explanatory Notes

Purchasing, leasing, or renting additional instructional equipment and supplies (such as laboratory equipment or computers) to reduce the number of students sharing equipment or supplies during a single class period and to provide time for disinfection between uses.

Amount in (a)(1) institutional dollars

\$ 24,638

Amount in (a)(2) dollars, if applicable

\$ 0

Amount in (a)(3) dollars, if applicable

\$ 0

Explanatory Notes

Purchasing faculty and staff training in online instruction; or paying additional funds to staff who are providing training in addition to their regular job responsibilities.

Amount in (a)(1) institutional dollars

\$ 0

Amount in (a)(2) dollars, if applicable

\$ 0

Amount in (a)(3) dollars, if applicable

\$ 0

Explanatory Notes

Purchasing, leasing, or renting additional equipment or software to enable distance learning, or upgrading campus wi-fi access or extending open networks to parking lots or public spaces, etc.

Amount in (a)(1) institutional dollars

\$ 1,077,006

Amount in (a)(2) dollars, if applicable

\$ 0

Amount in (a)(3) dollars, if applicable

\$ 0